

Building community through craft programs

Lissa Staley, Community Connections Librarian
Topeka and Shawnee County Public Library



“Social Connection”



Crafting is fun!



Why are people attending craft events at your library?

Add your answers in chat!




Advice is abundant.



Environmental Scan

Exploring is scary.



Other people can do it.



Welcome!



Feedback Form

1. What did you enjoy about this program?
2. How could we improve this program in the future?
3. What other programs would you like to see offered at the library?

How did you find out about this program?

☐ Would you like a response to your comment?

Name:

Phone or E-mail:

Journaling Workshop

The Joy of Journaling

What to write and how to write it. (just kidding!)

No one can tell you what to write or how to write it because the very nature of personal writing and journaling is that the writer chooses and controls their writing and should be encouraged to write whatever they want.

Crazy Quilt Workshop



Mah Jongg



YOUR CONNECTION TO THE ARTS



Exhibits



Resources



About the Gallery



Art Collection



Recent Articles

The Alice C. Sabatini Gallery is your connection to the arts and curates four main exhibits each year including the Summer Art Exhibit for Children. In addition to the large exhibits, gallery staff curate several exhibits throughout the library each year giving visitors opportunities to explore a wide variety of art and artists.

THE best office supply for fostering social connection



**Plan for real
participants,
not robots.**




What are some challenges in offering craft programs that encourage interaction?

Add your answers in chat!



Technology Workshops




3D Printing Workshop - Level 2 Tech Center Orientation Class

Cricut Workshop



Cricut Workshop: Creating with Cardstock & Vinyl
- Level 2 Tech Center Orientation Class

3D printer workshop



Who cares? Why is this useful, relevant, and valuable to me?



How do I create?
How will I be supported in the process?



Who will I show and tell about this experience?
How can they also learn to do this?

Some crafts aren't worth the mess.



What are craft program ideas that might work well for encouraging interaction among participants?

Add your answers in chat!



Friday Night Crafts

Experiments in the Community



Learn to Make
Balloon Animals



Paint Birdhouses
& Mini Nature Decor
Friday, August 22
5:30 pm -8:30 pm

Service project: Paint tiny
wooden nature cutouts to
decorate wooden gift tags



Service project: Craft Notes of Encouragement
and assemble info packets for local
immigrant families with El Centro

también en español



Stained Glass Watercolors
Friday, July 25
5:30 pm -8:30 pm



String Pull Painting and
Marble Roll Painting



Easy Embroidery
Bookmarks and Ornaments
Friday, December 20th
5:30 pm -8:30 pm (drop in anytime)



Make a Beaded
Friendship Bracelet



FRIDAY NIGHT CRAFTS

Current Programs

Crafting for Community

Making Cuddle Blankets



Sunday, October 26
12:30pm - 2:30pm

[Add to Calendar](#)



Topeka and Shawnee County Public Library
Learning Center

Make a cuddle blanket, a small tied fleece blanket, that will be given to a new Shawnee County mom during her visit with the Successful Connections outreach staff. All craft supplies are provided.

Current Programs

Unraveling the Local News Together

Yarn Crafting & Community Discussion



Wednesday, October 08

6:30pm - 8:30pm

[Add to Calendar](#)



Topeka and Shawnee County Public Library

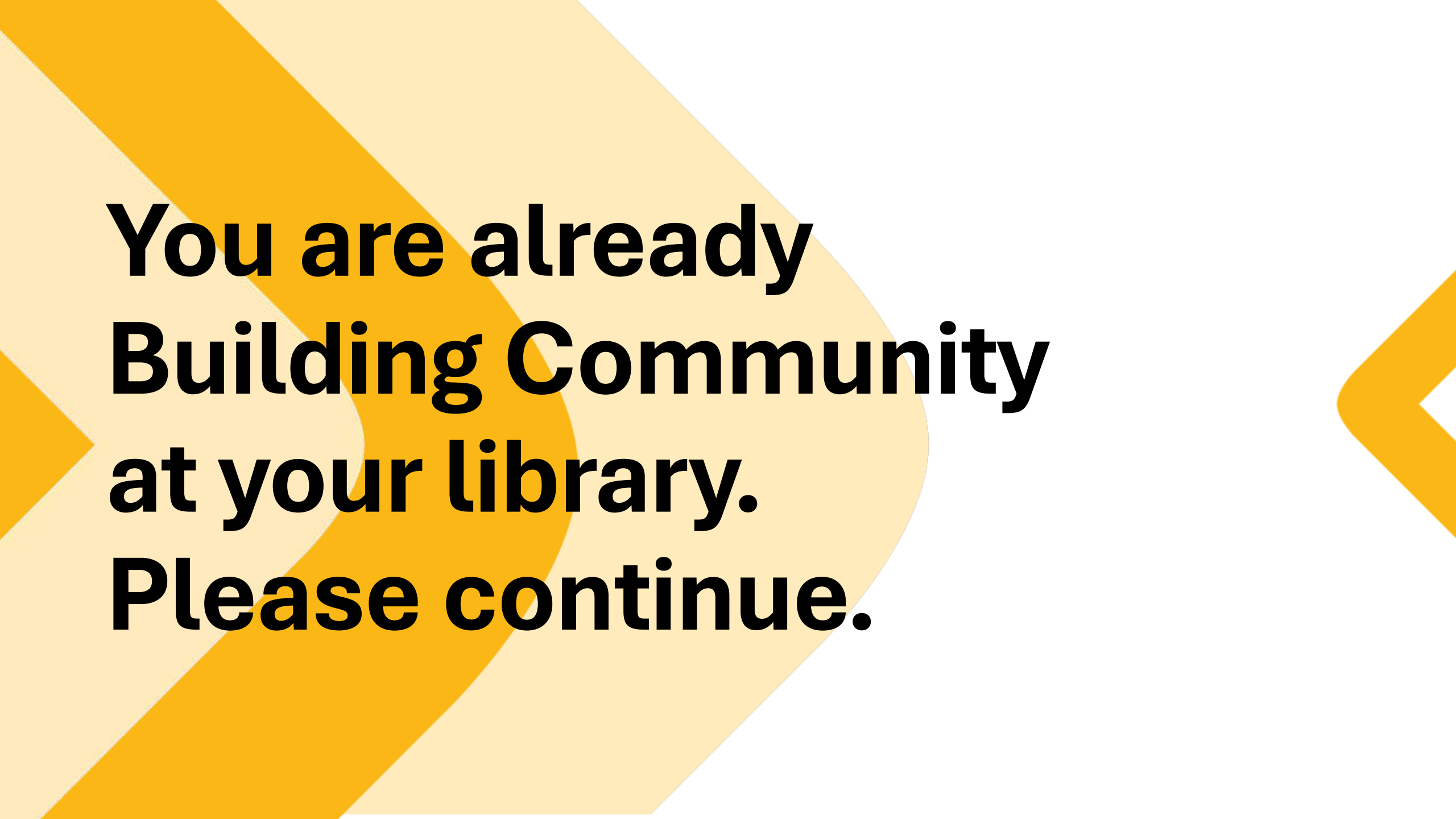
Anton Room 202

Bring your current yarn project or learn a new skill. Free knit and crochet supplies and instruction provided. We will also discuss recent education and school issues covered in the local news.

**What small changes
could you try with
existing programs to
encourage social
connections?**

Add your answers in chat!



The background features large, overlapping geometric shapes in shades of yellow and orange, creating a dynamic, abstract pattern. On the right side, there is a large, stylized yellow arrow pointing to the left.

**You are already
Building Community
at your library.
Please continue.**

The background features a series of overlapping, semi-transparent geometric shapes in shades of yellow and orange. These shapes create a layered, dynamic effect, with some appearing as large, soft-edged triangles and others as more defined, angular forms. The colors range from a bright, vibrant yellow to a deeper, more saturated orange. The overall composition is modern and minimalist, with the text 'Be Intentional' centered over the most prominent shapes.


Be Intentional

The background features large, overlapping geometric shapes in shades of yellow and orange, creating a modern, abstract design. On the right side, there is a stylized yellow arrow pointing to the left.

Invite People into Small Leadership Roles



Make Participation Easy



Encourage Adjacent Involvement

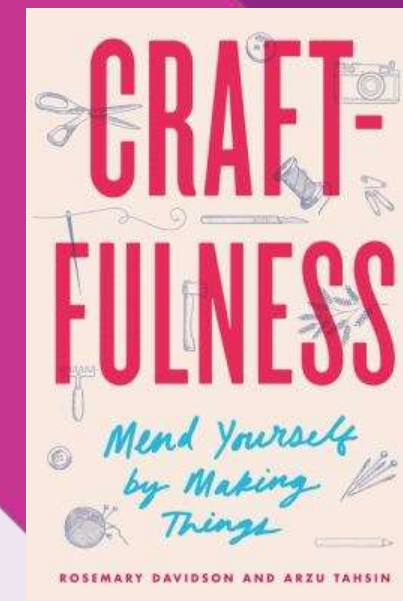
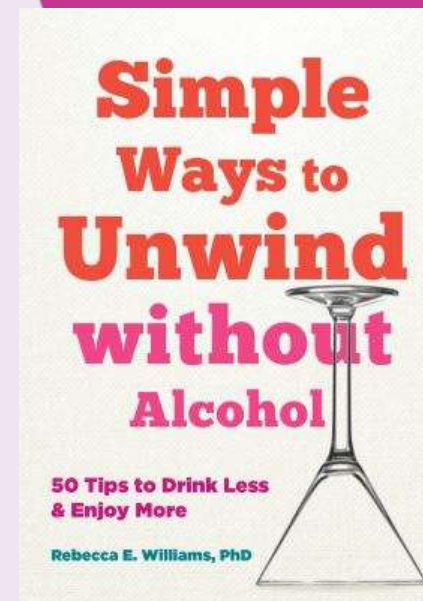
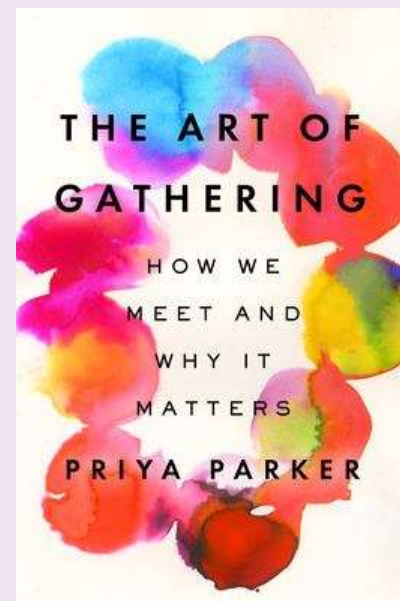

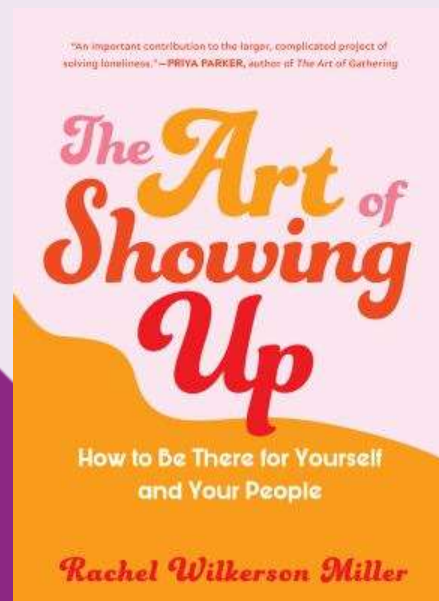
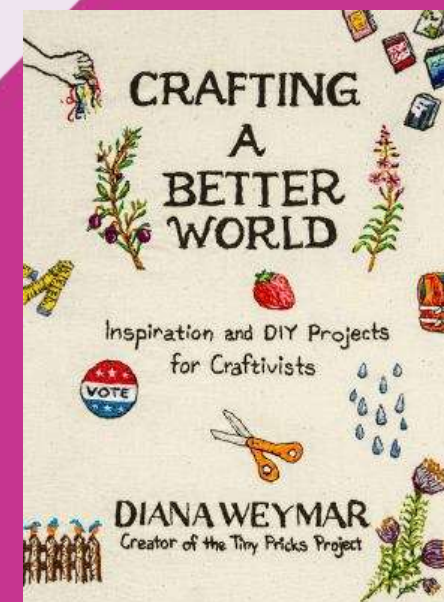
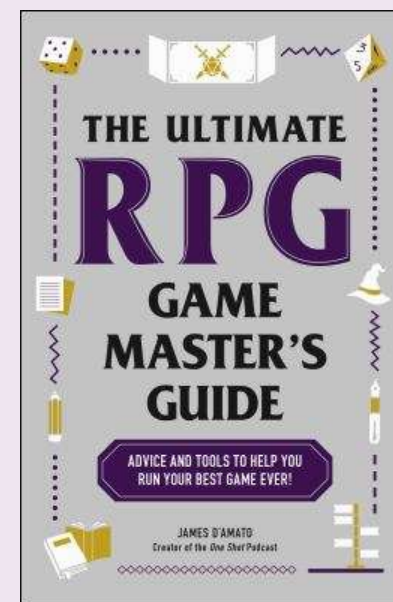
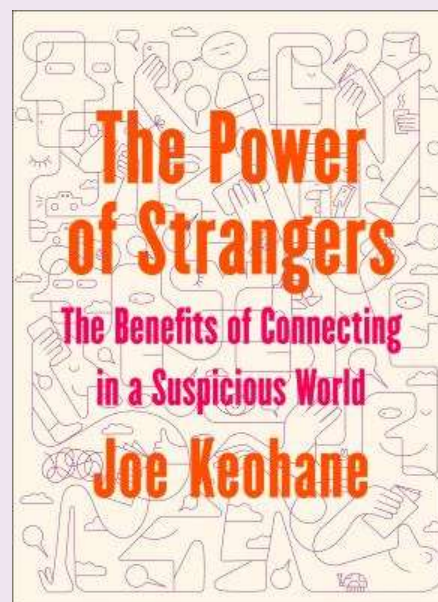
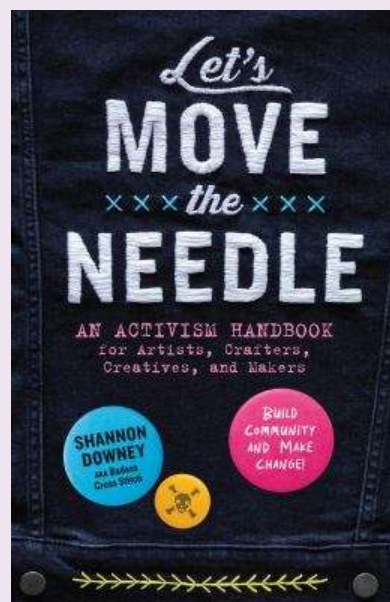
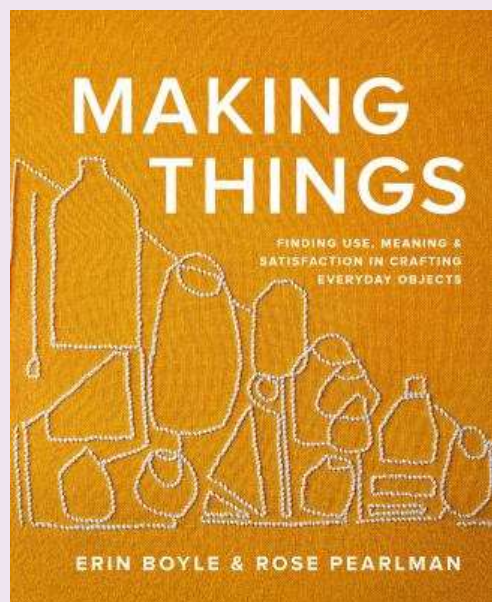


Celebrate Sharing

Nudge Participation



Validate and Celebrate



**Get Inspired
Try Something
Be Intentional
Ask for Feedback
Reflect and Learn**

(repeat. repeat. repeat.)



Share ideas!

Lissa Staley
estaley@tscpl.org



TOPEKA &
SHAWNEE
COUNTY
**PUBLIC
LIBRARY**