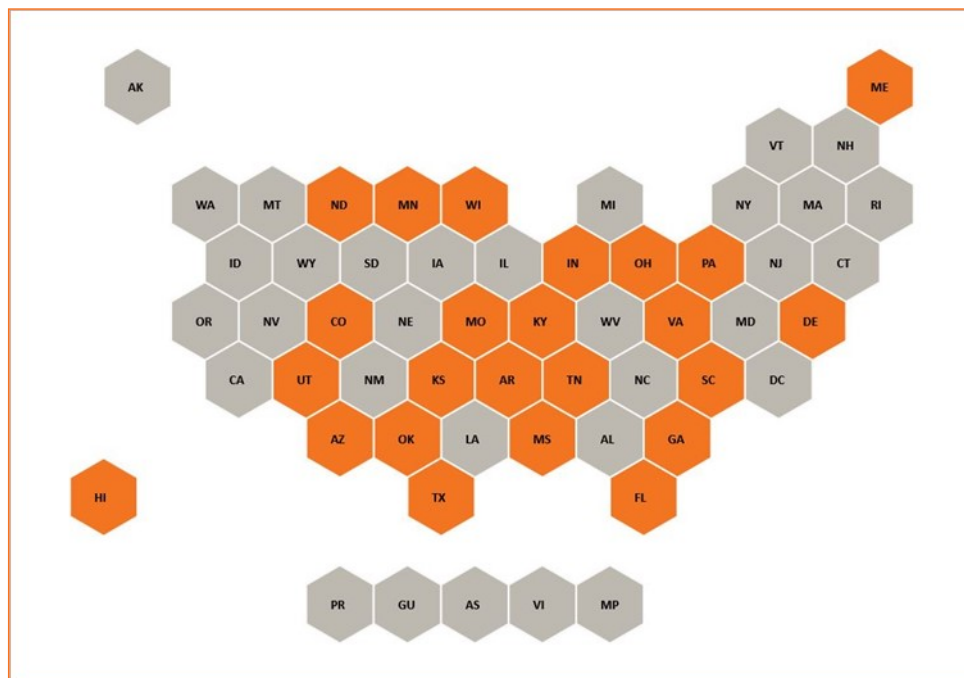


LSC Eviction Tracker Job Aid



[The Legal Services Corporation \(LSC\) Eviction Tracker](https://www.lsctracker.org) provides access to multi-year trend data on eviction filings and related information for 1,025 counties in 24 states across the United States.

Visit <https://www.lsctracker.org/summary>. The orange-colored states on the map are those for which data is available. Clicking an orange state hexagon will populate a list of the counties within that state.

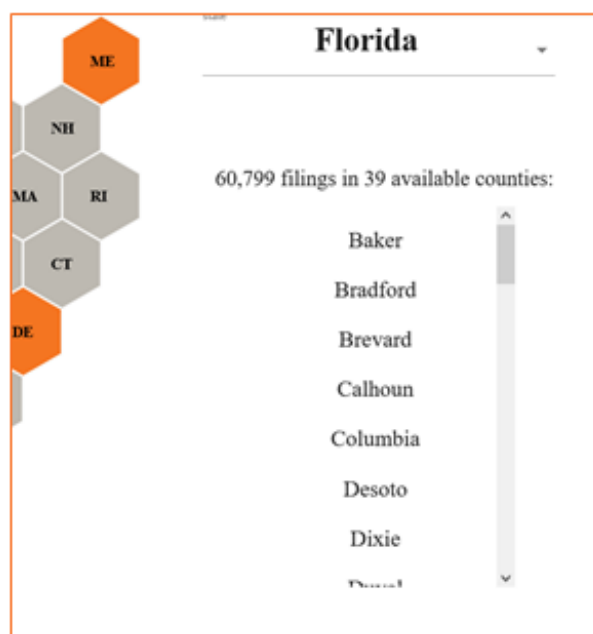


For example, if you click **Florida**, you will see the total number of eviction filings across the state, plus a list of counties in that state. If you don't see the list to the right of the map, scroll down below the map.

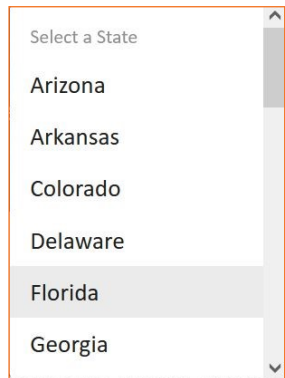
To see eviction data in detail by county, click **EXPLORE TRENDS**.



In states where all counties are available, state-wide summaries are also available.



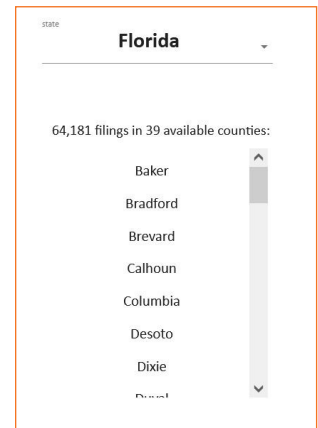
Eviction Data Details—Explore Trends



When the **Trends in Eviction Filings** page opens, use the Select a State dropdown to find your state.



Then use the County dropdown to see the numbers of filings in each county.



The variation in eviction rates from one county to the next can be quite significant. In the Florida example, there are only 89 eviction filings in Baker County since March 16, 2020. By contrast, there are 2,931 filings in Brevard County and 15,686 in Miami-Dade during the same time period. (Note: these numbers were accessed October 25, 2021. The Tracker scrapes fresh data daily.) Searching for the county served by your library will help you determine how prevalent and urgent the eviction crisis is near you.

State: **Florida** County: **Baker**

Baker County, Florida, of which about 24% are renters. The median rent was \$769. Approximately 32% of renters are considered rent-burdened.

State moratorium on evictions from April 2, 2020 through October 31, 2020. County moratorium on evictions from September 4, 2020 through August 26, 2021.

89
Eviction Filings
since March 16, 2020

State: **Florida** County: **Brevard**

Brevard County, Florida, of which about 27% are renters. The median rent was \$1,018. Approximately 49% of renters are considered rent-burdened in 2018.¹

State moratorium on evictions from April 2, 2020 through October 31, 2020. County moratorium on evictions from September 4, 2020 through August 26, 2021.

2,782
Eviction Filings
since March 16, 2020

State: **Florida** County: **Miami-Dade**

Miami-Dade County, Florida, of which about 48% are renters. The median rent was \$1,257. Approximately 61% of renters are considered rent-burdened in 2018.¹

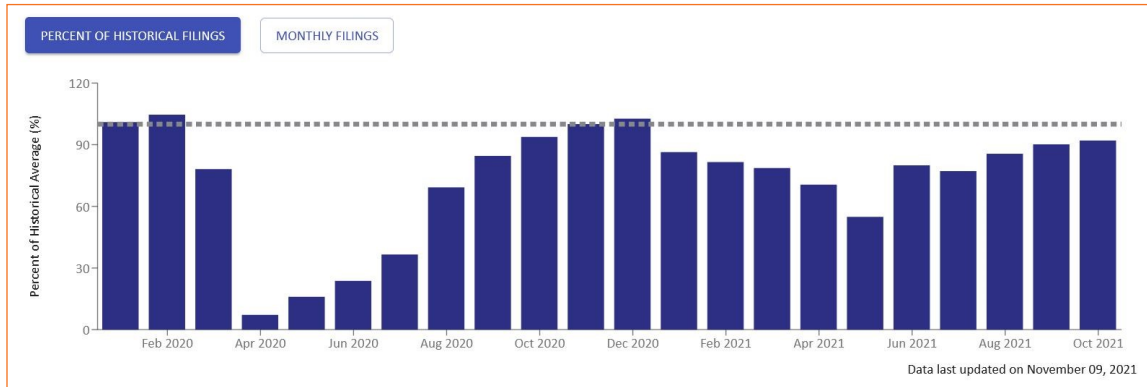
State moratorium on evictions from April 2, 2020 through October 31, 2020. County moratorium on evictions from September 4, 2020 through August 26, 2021.

15,686
Eviction Filings
since March 16, 2020

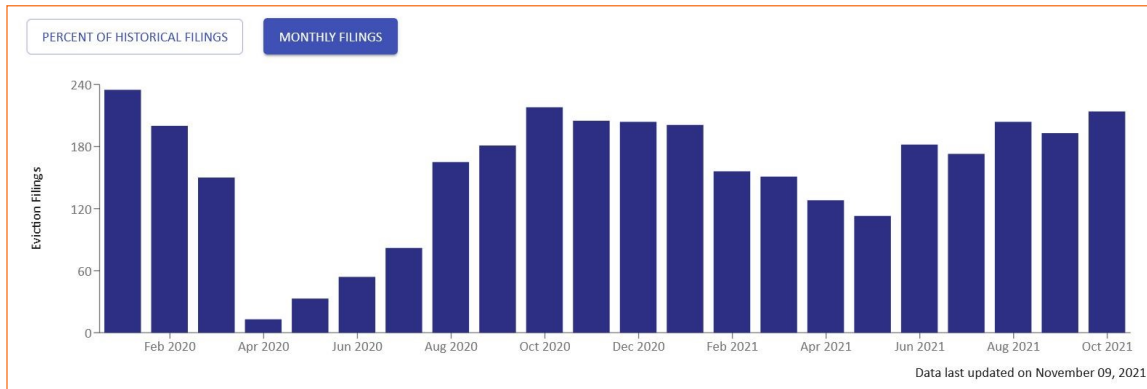
Monthly and Weekly Filings per County

For each county, there is more data to explore. The following examples are all for **Brevard county in Florida**. The filings data covers the COVID-19 Pandemic period from January 2020 through October 2021.

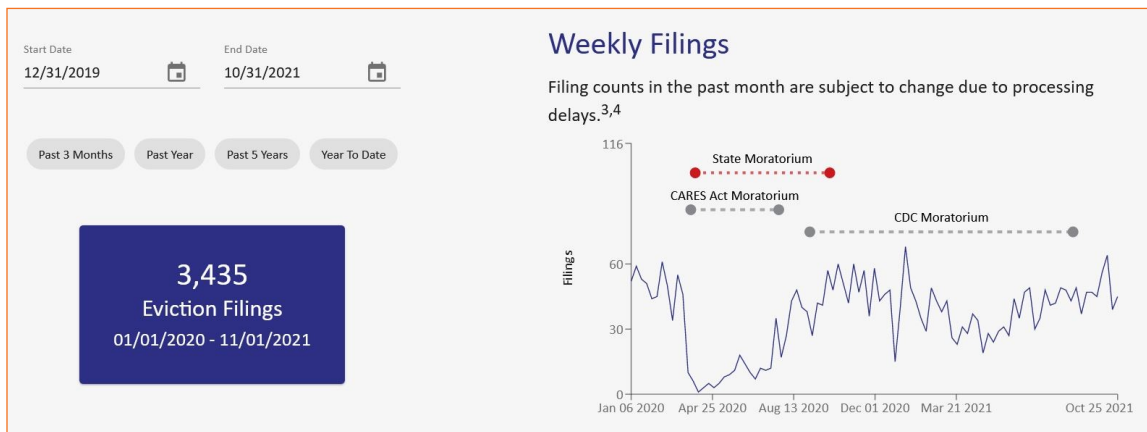
Percent of Historical Filings—the dotted line represents the historical monthly average from 2016-2019.



Monthly Filings



Weekly Filings—the graph more clearly shows the impact of the various moratoria. The default for total eviction filings for this county covers the full pandemic period—January 2020 to October 2021. You can toggle through data for the past 3 months, past year, past 5 years, and the year to date.



This eviction resource is part of the Improving Access to Civil Legal Justice initiative, created in partnership between Legal Services Corporation and OCLC’s WebJunction program