





Name	Image
<p>Zentangle Zoo</p> <p>Doodling project using templates. Black fine point markers and pale colored markers. Templates from coloring book.</p> <p>Original idea from Arte a Scuola.</p>	 A Zentangle artwork of a wolf or dog sitting in a landscape, created with intricate black and green patterns on a blue background. The title "Zentangle Zoo" is written in a stylized font at the top.
<p>Mod Mosaics</p> <p>Outdoor project – involves Portland cement.</p> <p>Glass donated by stained glass shop and others. Molds were purchased from S&S Worldwide (best price I could find)</p> <p>Idea from multiple sources.</p>	 Two circular mosaic pieces made of colorful glass tiles, one with a central yellow and red design and another with a more abstract pattern, displayed on a wooden surface. The title "Mod Mosaics" is written in a blue font at the top.
<p>Flamboyant Flowers (collaborative project)</p> <p>Watercolor and watercolor pencil on paper prepared with guidelines.</p> <p>This project creates one or more large framed pieces you could hang in the library.</p> <p>Original idea from Arte a Scuola.</p>	 Four colorful floral designs arranged in a 2x2 grid, each featuring a central circular motif and vibrant petals in various colors like red, purple, yellow, and orange.
<p>Vibrant Vases</p> <p>Water color resist using crayons, oil pastels, and black paint. Vases were cut out and mounted on copies of old book pages.</p> <p>We usually do some sort of art-from-book-pages project in April and make an exhibit to tie in with National library week activities.</p> <p>Original idea from Arte a Scuola.</p>	 Three vases of different shapes and sizes, decorated with vibrant, multi-colored stripes and patterns, displayed on a background of old book pages. The entire scene is framed within a black border.

January Journals

Collage, washi tape, and painted papers were used to decorate recycled manila folder booklets. Book was bound by sewing with linen thread.

Idea from [this book](#).



Printed Posies

Printmaking using craft foam. Vases were drawn and patterns with markers or india ink. We used self-stick foam to make things quicker and easier.

Original idea from [Arte a Scuola](#).



Wintery Paintings

Three different methods to make tree themed cards: Papercuts, tissue paper, and masking tape resist.

Ideas were from several sources.



Papier Mache Masks

Paint and/or collage on premade masks. Inexpensive masks from Blick Art Supplies.

Ideas were from several sources.



Mixed Media Collage on Wood

Collage project on wood base. Wood was 1/2" hemlock boards from Lowes. Magazines, patterned paper, photos, were used to collage.

Idea was from several sources.



[Sew Simple Circuits](#)

For a different series of programs for adults.

Felt skulls with circuitry inside to light up the eyes.
The sewing was difficult for a few of the participant. All but one were successful. Some finished at home. Circuit parts are expensive. We had them left over from a teen program.

Idea from co-worker.



[Make Your Own Mandala](#)

Watercolor pencil, markers, and optional paint.
Watercolor paper was prepared with light pencil concentric circles so that people had guidelines.

Idea from several sources.



[Birds of Clay](#)

Clay 'pinch pot' type method. Kiln required unless no-fire clay was used. We glazed them in a follow up session.

Project from [Amaco](#).



[Sunset Silhouettes](#)

India ink and watercolor. Templates provided. We did have a bit of trouble with the ink not drying fast enough.

Idea from several sources.



[Hypertufa Flowerpots](#)

Outdoor project – involves mixing cement based combination of materials.

Idea from library conference program.



[The City at Night](#)

Collage using painted book pages on a watercolor background.

Idea based on project from [ArtyFactory](#)



[Clay Flowers and Owls](#)

Rolled out clay is stamped and decorated. Kiln required unless no-fire clay was used. We glazed them in a follow up session.

Idea from several sources.

[Glazing Our Works](#) explains the glazing process.



[Chuck Close Inspired Portrait](#) (collaborative project)

This project creates one large piece you could hang in the library. Templates for many different famous characters can be found in the link.

Idea from [ArtyFactory](#)



[Crepe Paper Flowers](#)

Several types of flowers made from sheets of crepe paper.

Ideas from several sources.



[Scratch Art African Masks](#)

Overview of mask styles followed by easy scratch art project.

Idea from [ArtyFactory](#)



[The Art of Papercuts](#)

Papercuts created using patterns and inexpensive snap-off type blades (which have come in handy multiple times)
Many different templates provided.

Ideas and templates from multiple sources.



[Melt and Pour Soap](#)

Soap base, colors, and fragrances were mixed in multiple crockpots (purchased from thrift stores and borrowed)

Idea from multiple sources.



[Watercolor Flowers](#)

Simple flowers outlined in black marker, then painted with watercolor.

Main idea from [Deep Space Sparkle](#).



Sweet Spring Bird

Papier mache over cereal box substrate.

Idea from the book *Sweet Paper Crafts* by Mollie Green



Funky Figures

Papier mache over plastic bottle substrate.

Idea from [here](#).



Clay Faces

(older project from 2014)

