

Today's Presenters



Grif Peterson

Learning Lead,
Peer 2 Peer University
(P2PU)
grif@p2pu.org



Kate Lapinski

Learning & Economic
Advancement Librarian,
Chicago Public Library

Introducing Learning Circles: Online Learning, Offline

**May 3, 2016
WebJunction Webinar**

**CHICAGO
PUBLIC
LIBRARY**

The logo for the Chicago Public Library, featuring the text "CHICAGO PUBLIC LIBRARY" in a bold, sans-serif font. Below the text is a thick white horizontal bar.

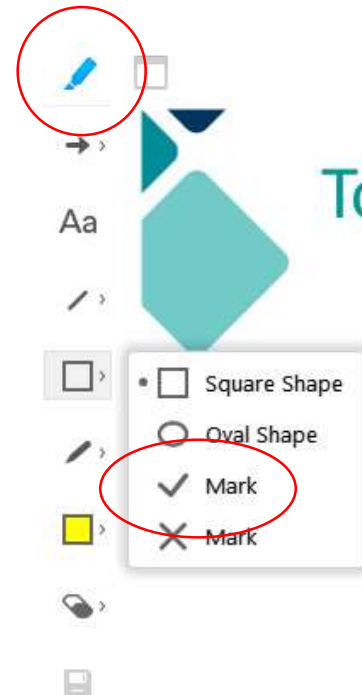
P2PU

Annotation Tools

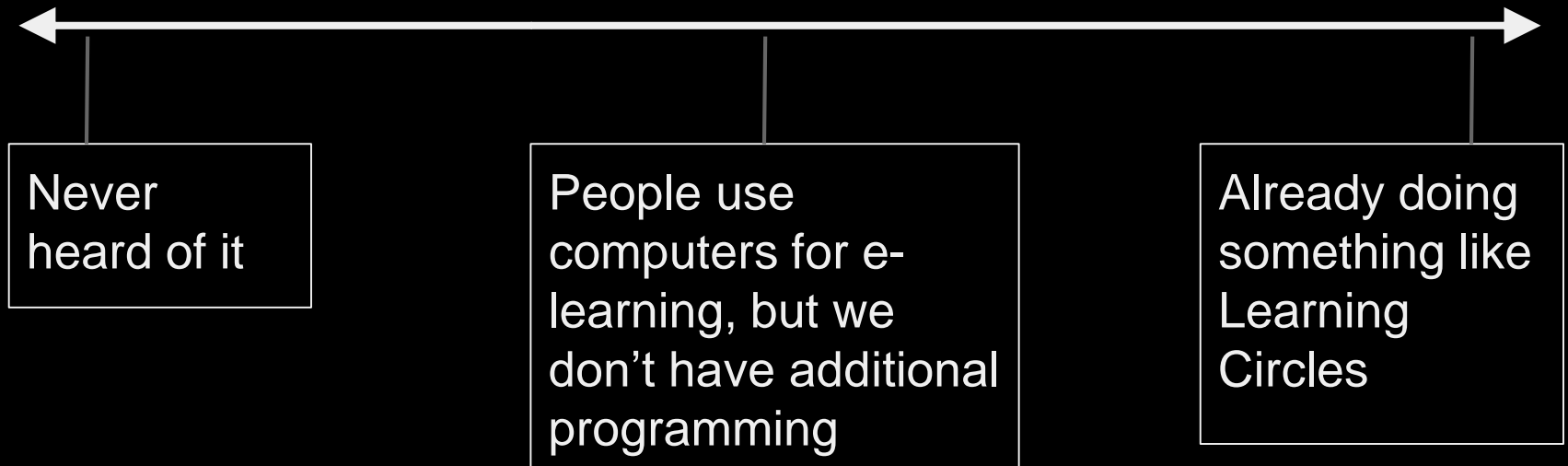
Click on the marker at the top left corner of the screen and the tool buttons will open.

Check mark

- Half-way down menu, click on square.
- Use the drop-down menu and choose the check mark.
- Click on slide to indicate choice.



What is your experience with online learning at your library?



What programs would you like to see more of in your library?

English

ESOL, Writing, Fiction,
Journalism

Job Skills

Job Search, Resume
Writing, Interview Prep

Exam Prep

GED, SAT, Registered
Nurse

Business

Marketing, Personal
Finance,
Entrepreneurship

Digital Literacy

Office, Email, HTML/CSS

Lifestyle

Parenting, Nutrition,
Happiness

The Problem

Traditional higher education excludes a large portion of adults. In the US, only 34% of 27-year olds have a Bachelor's Degree.

HIGH
COST

LITTLE
RELEVANCE

LACK OF
SUPPORT

The Solution

HIGH
COST

LITTLE
RELEVANCE

LACK OF
SUPPORT

ONLINE
COURSES

LOCAL
COMMUNITY

PEER
LEARNING

Learning Circles

Lightly-facilitated study groups for learners who want to take online courses together in a public space.



+



+



2015 in Chicago

11 branches

18 Learning Circles

8 different courses

90 minutes/week

6-8 weeks



Advertised through the library

70% heard through CPL website

20% heard through flyer in the library

Others from friends, librarians, &

Facebook

Attracted amazing audience

40% Never heard of free, online courses

25% Heard of them, never taken one

35% Taken an online course before

Diverse gender, age, ethnicity, &
background

Accommodated many goals

45% to increase employability

25% for personal interest

15% for professional development

5% to accompany traditional higher ed

How it went

45%-55% retention over 6-8 weeks

35% plan to continue on their own

80% did work outside of Learning Circle

90% are interested in taking another

60% may want to facilitate in future

In the learners words...

- I set clear goals. **87%**
- I achieved my goals. **69%**
- I was supported by my peers. **69%**
- What I learned is valuable to me. **90%**
- Working hard led to achievement. **76%**
- I want to take another Learning Circle. **90%**
- Capacity for academic achievement grew. **83%**

In the librarians words...

- Deeper personal engagement with patrons
- Gets adults in the door for programming
- Also gets them to return (6 weeks!)
- Answering a real community need-- flexible based on each neighborhood
- Exciting because it's different- allows staff to use new skills

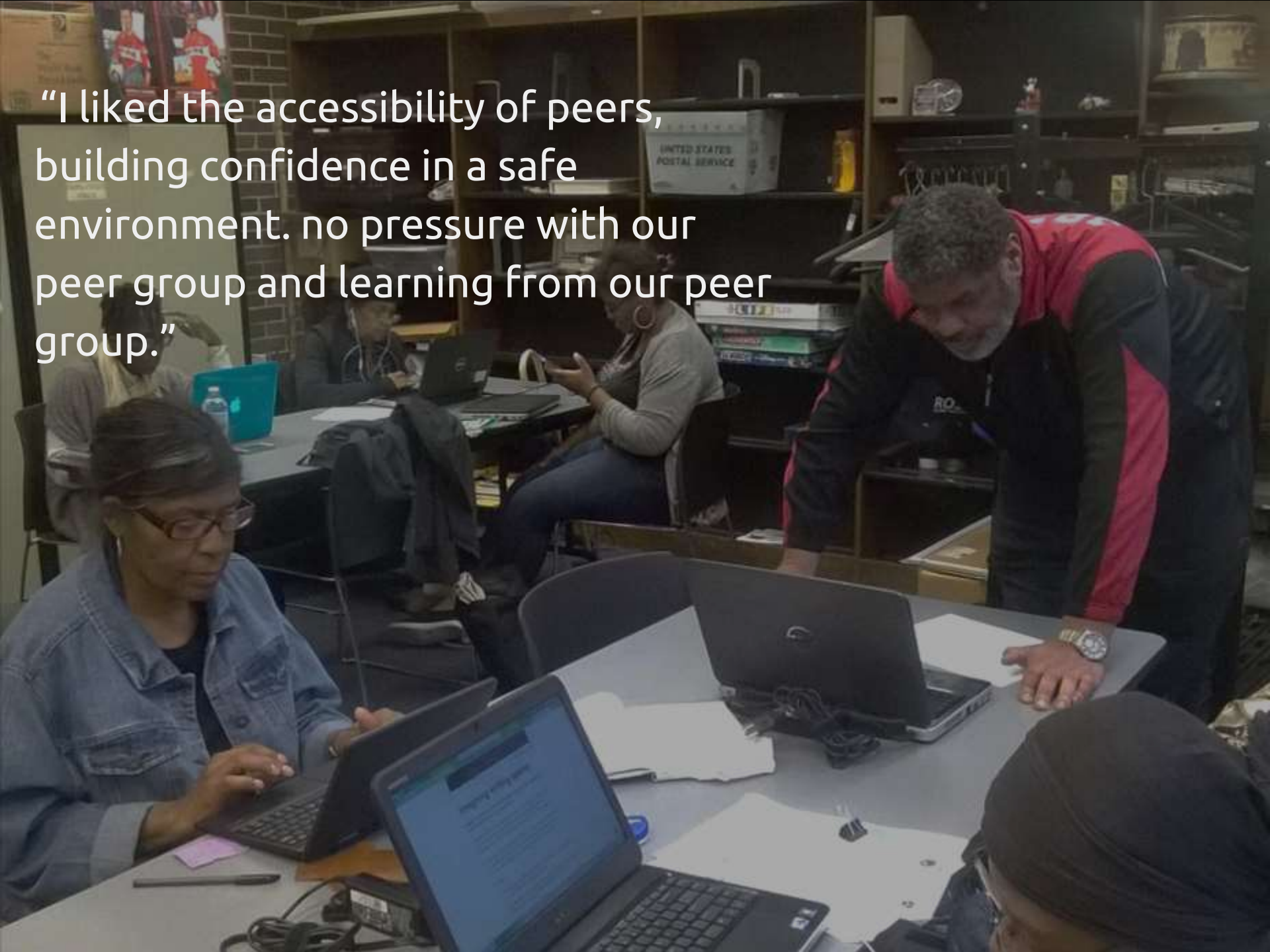


"The Facilitators
continually made me
feel comfortable.
which I really
appreciated this, the
informal atmosphere
was great!"



“It was very intimate and I enjoyed our weekly sessions. I learned lot more than I knew about public speaking. I feel it helped my confidence level to be a better public speaker...I [am] looking forward to the next one.”

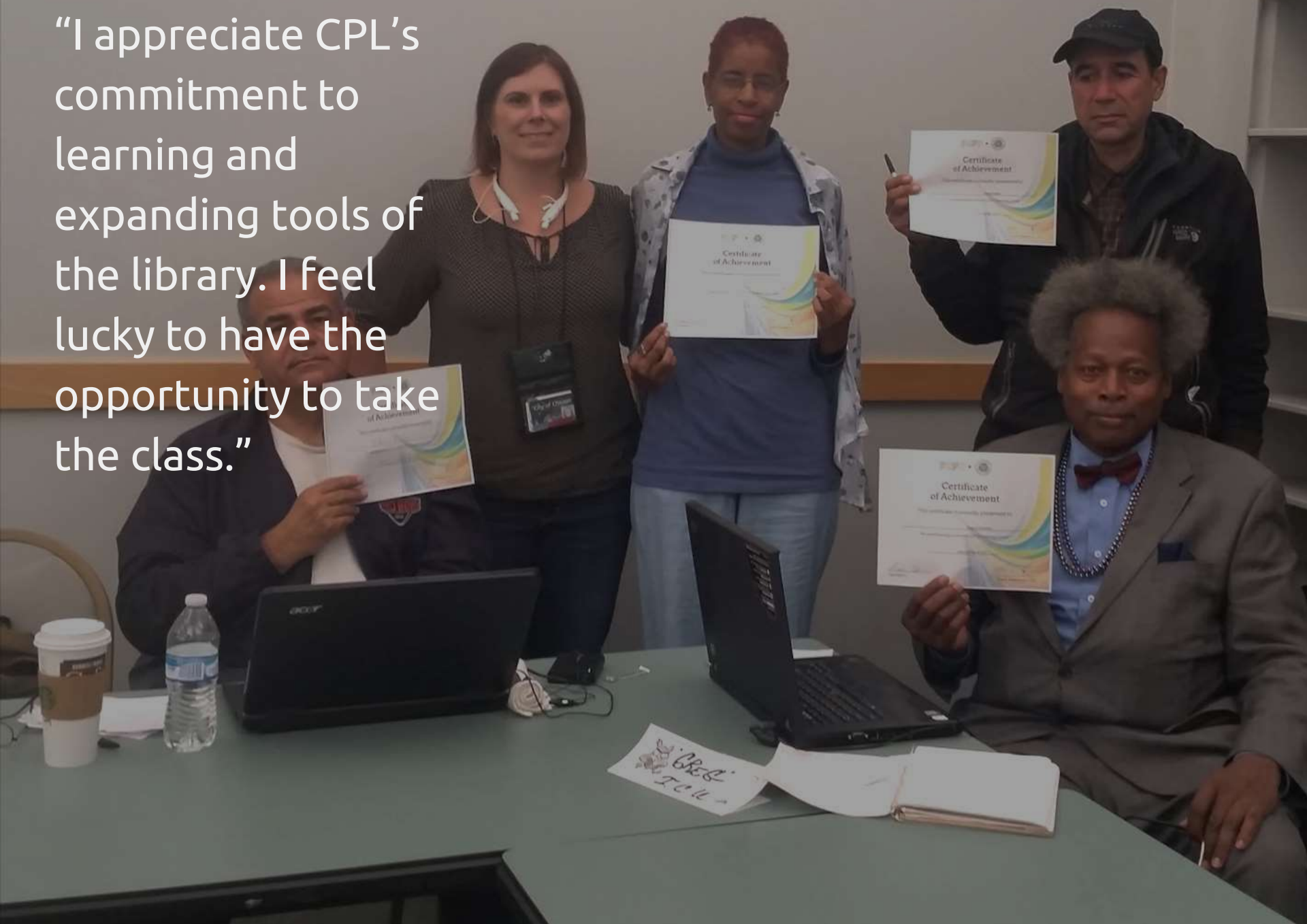
“I liked the accessibility of peers,
building confidence in a safe
environment. no pressure with our
peer group and learning from our peer
group.”



“[The best thing about my Learning Circle was] knowing that I was not the only one out there with a dream of writing and being able to share this with my fellow Learning Circle members.”



“I appreciate CPL’s
commitment to
learning and
expanding tools of
the library. I feel
lucky to have the
opportunity to take
the class.”



Summary of Findings

- Retention 5-10x higher than online courses
- Increases digital skills and academic mindsets
- Fosters digital inclusion/expanded access
- Supports diverse learner pathways
- Invigorates library/local communities

Open-source toolkit available now!



The screenshot shows the Learning Circles website. The browser address bar displays <https://learningcircles.p2pu.org/en/>. The navigation menu includes 'Learning Circles', 'COURSES', 'ABOUT', 'FACILITATOR GUIDE', and 'LOG IN'. The main banner features the text 'P2PU PRESENTS: Learning Circles' and 'Study groups for people who want to take online courses together, in-person.' Below this, it says 'Sign up below for a Learning Circle in your area, or [create your own!](#)'.



Make a Website

Facilitator: hasan alismael

📍 House
ban-yas

Fridays, 10 PM - 11:30 PM, Asia/Dubai

4 weeks beginning 19 Feb. 2016



Introduction to Computer Science and Programming

Facilitator: John Nguyen

📍 UCI
UCI

Mondays, 12 AM - 1:30 AM,
America/Los_Angeles

2 weeks beginning 22 Feb. 2016



Introduction to Computer Science

Facilitator: Eric Millán

📍 C.B.T.I.s. 82

Cerro de la Ermita S/N Colonia
Montaña de Plata, C.P. 40200 (México)

Mondays, 1:30 PM - 3 PM,
America/Mexico_City

1 week beginning 29 Feb. 2016



Learning Circle Training Sessions

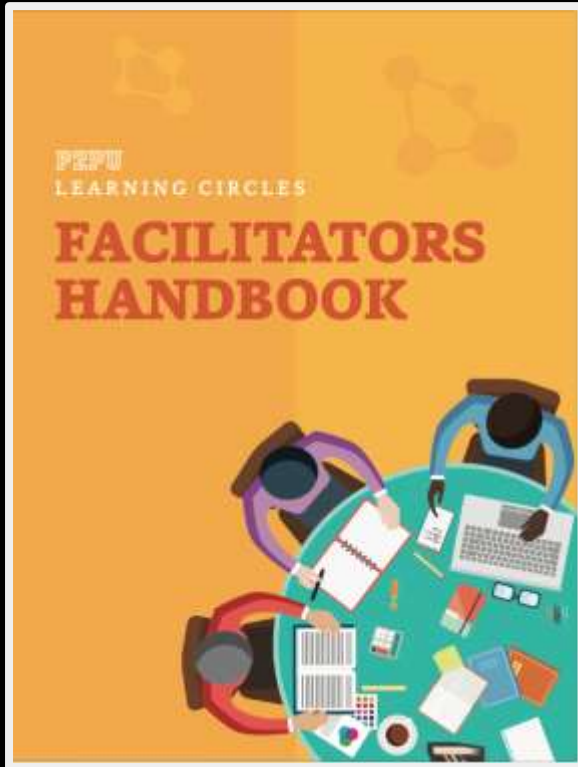
Facilitator: Edgar Ornelas

📍 Centre de Recherches
Interdisciplinaires, CRi Paris

8-10 Rue Charles V

Tuesdays, 12:15 PM - 2:15 PM,
Europe/Paris

15 weeks beginning 1 March 2016



- Background on MOOCs
- Course selection tips
- Space/supplies tips
- Promotion templates
- Facilitation tips
- Recipe Cards
- Application
- Certificate
- Survey

Learning Circles Facilitator Guide

CREATE A LEARNING CIRCLE NOW



Home

Background

Getting Started

Running a
Learning Circle

Downloads

Learning Circles are lightly-facilitated study groups for learners who want to take freely available online courses together, in-person. P2PU can help you create a Learning Circle, [find a course to study](#), or [join an existing Learning Circle](#). We believe that anybody can become a facilitator, and whether you want to run a single Learning Circle in your home or organize dozens across an urban library system, you've come to the right place. Below are the three steps we recommend you take to get going!

STEP 1: CREATE AN ACCOUNT

We highly recommend [signing up](#) to run your Learning Circle with our free software tools. These tools (collectively, we call them the Facilitator Dashboard) will generate a webpage where people can sign up for your Learning Circle, gather applications, allow you to communicate with learners via email or SMS, send learners automatic reminders before each Learning Circle, and prompt you to share weekly

Create a Learning Circle

This information will be used to generate your public webpage for your Learning Circle. If you get stuck, the [Facilitator Guide](#) and the [Facilitator Community](#) can provide tips and suggestions. You can edit this form at any point in the future through your Dashboard.

* indicates a required field.

Choose the course that your Learning Circle will study.*

You can read more about each course [here](#).

Or add a new course that isn't listed yet. Note that courses you add will be visible only to you.

Add a new course

Where will you meet?*

Name of the venue, e.g. Pretoria Library or Bekka's house

Where is the specific meeting spot?*

e.g. second floor kitchen or Room 409 (third floor)

P2PU PRESENTS: Learning Circles

Study groups for people who want to
take online courses together, in-person.

Sign up below for a Learning Circle in your area, or [create your own!](#)



The Modern World, Part Two: Global History since 1910

Facilitator: Hyungyul Kim

Center for Digital Humanities at
Kyung Women's University
333-ro 47-gil 100, Yongsan-gu,
Seoul, Korea,
Tuesdays, 1:30 PM - 3 PM, Asia/Seoul
Courses beginning 8 March 2016



Changer le monde: passons à l'action (comme créer son entreprise sociale)

Facilitator: Edgar Ornelas

Centre de Recherches
Interdisciplinaires, CRI Paris
8-10 Rue Charles V, Paris, Île-de-France,
France
Thursdays, 10 AM - 11:26 AM,
Europe/Paris
8 weeks beginning 10 March 2016



Alternative Investments Education

Facilitator: Jenny Zhou

Local meetup group
399 Marine Pkwy, Redwood City, CA
94065,
Fridays, 2 PM - 4 PM,
America/Los_Angeles
52 weeks beginning 18 March 2016



Pre-College English

Facilitator: Sebastian Panakal

Little Flower Church Parish Hall
Pottakuzhi Jn., North Kallur,
Ernakulam, Kochi, Kerala, India
Saturdays, 9:30 AM - 11 AM,
Indian/Maldives
6 weeks beginning 2 April 2016



Master new skills. Together. In the library. For free.

Edgewater Branch Library is hosting study groups for
learners who want to complete online courses together, in-
person at the libraries. These are free, peer-supported
courses designed to be taken by anybody.

GED® Prep Math begins Thursday, May 7 @ 6PM

Academic Writing begins Tuesday, May 12 @ 6PM

GED® Prep Math

Thursday nights
May 7 - June 11
6PM-7:45PM
6000 N. Broadway
2nd floor

Academic Writing

Tuesday nights
May 12 - June 8
6PM-7:45PM
6000 N. Broadway
2nd floor

Register online at <http://chicago.p2pu.org>



City of Chicago
Public Access Services



Chicago Public Library



P2PU



Accessibility

Chicago Public Library
6000 N. Broadway
2nd floor
(773) 554-1111

Sign up for Finance for Everyone: Smart Tools for Decision-Making



In this introduction to finance course from Michigan learn to apply frameworks and smart tools for understanding and making everyday decisions.

at Harold Washington Library Center 5th floor,
North Meeting Room, Chicago, Illinois, United States

Facilitated by James Teng

Course content from [edX](#)

This Learning Circle meets every Tuesday from 11AM to 12:30PM CDT starting 5 April for 6 weeks.

Name*

Email address

Phone Number for SMS

if no email available (currently US numbers only)

In one sentence, please explain your goals for taking this course.*

A successful study group requires the support of all of its members. How will you help your peers achieve their goals?*

Can you bring a laptop and headphones to the Learning Circle each week?*

How comfortable are you doing the following tasks?

reminder message
automatically sent to
learners 2 days
beforehand

facilitator summarizes the
week's progress and agreed
upon homework on
dashboard, sends to learners

group meets
in-person for
90 minutes -
2 hours,
loosely
following
activities and
prompts on
recipe card

learners do
agreed
upon
homework
(if any)

prior week
summary
included in
next week's
reminder

The goal for the rest of the session is to strike a balance between giving learners a chance to jump right into the course and taking time to create a comfortable space for the fledgling community. Both are important to the success of the Learning Circle.

GET TO KNOW ONE ANOTHER (10 MIN)

As the facilitator, it is important for you to prompt personal introductions in a way that will encourage conversation amongst the whole group. Frame this activity as a way for all of the participants to get to know one another, as a starting point for the work they'll be doing together over the next 6 weeks – this activity is for them, not for you.

- **First:** Ask learners to share why they came to the Learning Circle and an example of a good learning experience they have had in their life.
- **Next:** Model an introduction by re-introducing yourself to start.
- **Finally:** Afterwards, summarize the learning experiences and share how you think this Learning Circle can develop into an inclusive learning community.

COURSEWORK (45 MIN)

- Direct participants to the course website and have them create an account on the platform. Use platform guides on P2PU website as needed.
- Encourage learners to poke around on the platform, together or on their own.
- To wrap up, ask participants to come back together as a group and share with the broader group some of the things they learned or are excited to start learning about.

ACTIVITY: GROUP EXPECTATIONS (10 MIN)

Talk about expectations for the group to draw in participation from all group members and help craft group identity. It's okay if not everybody agrees on everything!

- **First:** Ask learners how they want to work with their peers in the coming weeks. Prompt learners with these questions:
 - Do you want to work through activities on a projector or work on their own?
 - Do you want to commit to doing work outside of the Learning Circle?
 - Do you feel like you have enough time to complete the course?

- **Next:** Based on the discussion create a list of expectations for their group and discuss the list, leaving room for last minute additions and any disagreements.

recipe cards begin on p. 29 of handbook



Certificate of Achievement

This certificate is proudly presented to

for participating in the Fall 2015 Learning Circle

Facilitator



Mark Andersen, CPL

What's next?

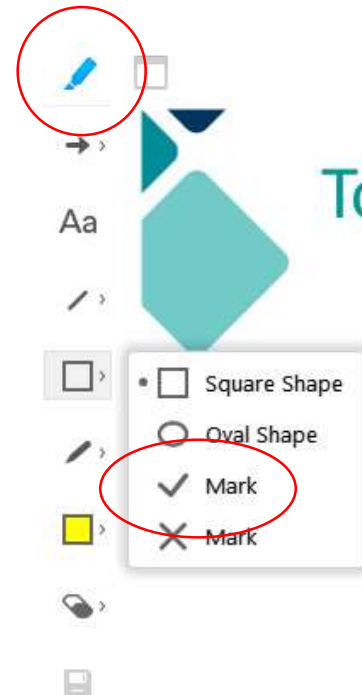
- Talk to your patrons about online learning
- Explore free, online courses
- Download the Facilitator Handbook
- Find us at ALA! 830-10AM Saturday
- Email grif@p2pu.org to collaborate

Annotation Tools

Click on the marker at the top left corner of the screen and the tool buttons will open.

Check mark

- Half-way down menu, click on square.
- Use the drop-down menu and choose the check mark.
- Click on slide to indicate choice.



What are you going to do next?

Nothing!

Tweet about it

Share archive
with
colleagues

Download the
handbook

Run a
Learning
Circle

Email Grif