



MAKE IT FRIENDLY

Design a place where people will want to stay - open, bright, colorful and comfortable.



COLOR

Fill the walls with posters and children's artwork.



LIGHT

Make use of windows. Seating near natural light.



COMFORT

Comfortable furniture. Cushions and blankets. Soft carpet. Children's corner.



MAKE IT ABOUT LEARNING

Libraries are places to encourage exploration, discovery and creativity.



PLACES FOR GATHERING AND INDEPENDENT WORK

Seating for collaboration, such as chairs placed in circles and quiet, individual spaces.




PLACES FOR CREATIVITY

Objects for playing, drawing and building.



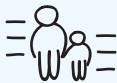
A PRINT-RICH ENVIRONMENT

Text, labels and words everywhere. Friendly signs welcome and guide exploration.



MAKE IT EASY

Users appreciate the library most when what they need is easy to find and use.



EASY SHELVES

Placed at users height.




DISPLAY FOR DISCOVERY

Face books out, more than 40% of shelf space used means clutter and books hard to find.



HUMANIZE TECHNOLOGY

Accessible throughout at heights for children and adults. Visible to librarians so you can help new users.



MAKE IT ADAPTABLE

Use a small space best by changing it for changing needs.



MOVEABLE SCREENS AND BARRIERS

For private or separate space when needed. Use wheels.



BOXES AND BINS

Books sorted by topic, level. Small, mobile containers.



ZONE THE LIBRARY

Spaces for kids, for reference, for meeting, for quiet reading.