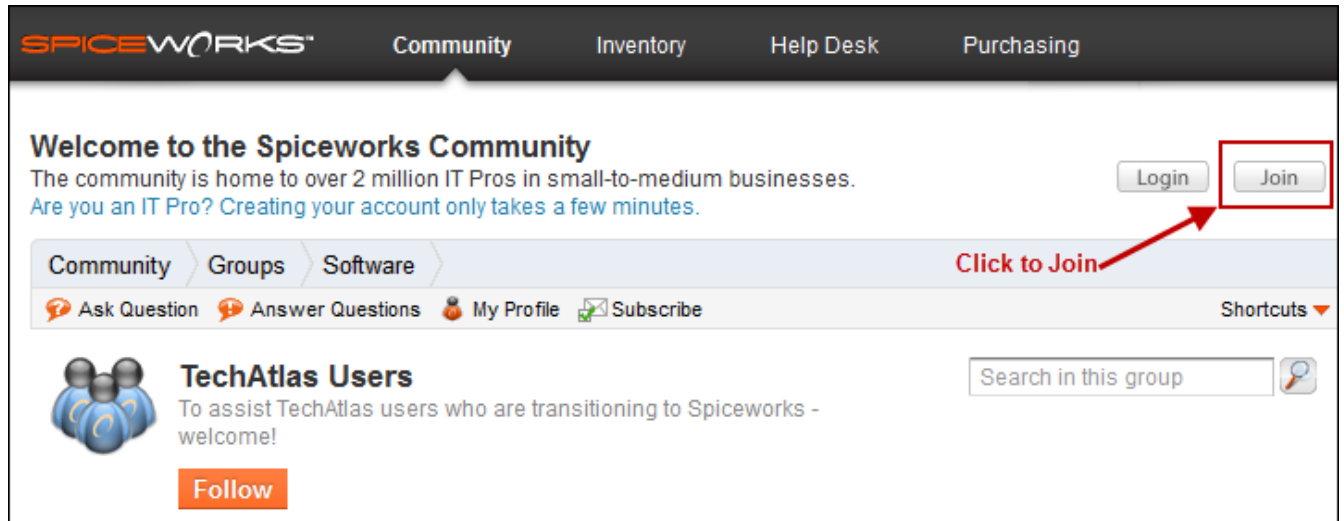
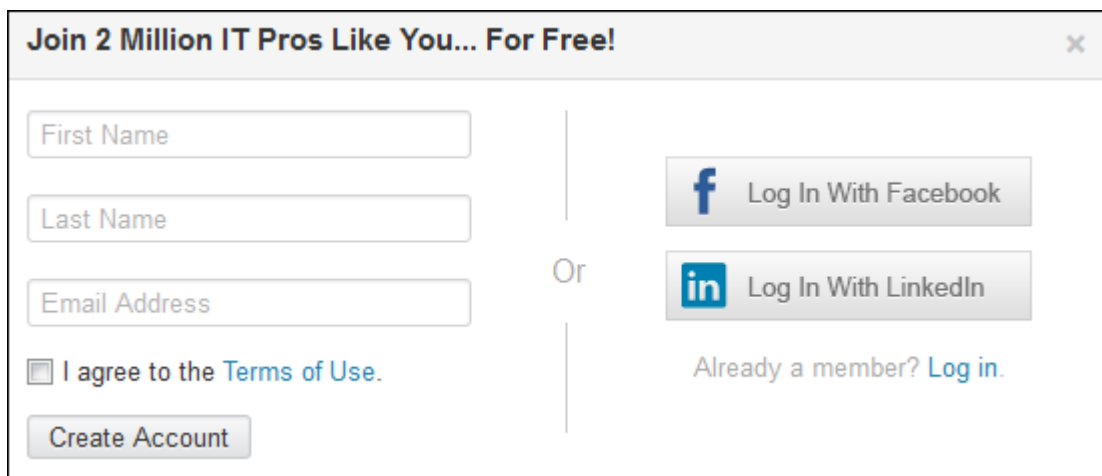


Signing up for a Spiceworks account and accessing the TechAtlas group

1. Go to <http://community.spiceworks.com/group/561-techatlas-users>
2. Click on the **Join** button (if you already have a Spiceworks account, you can click on Login)

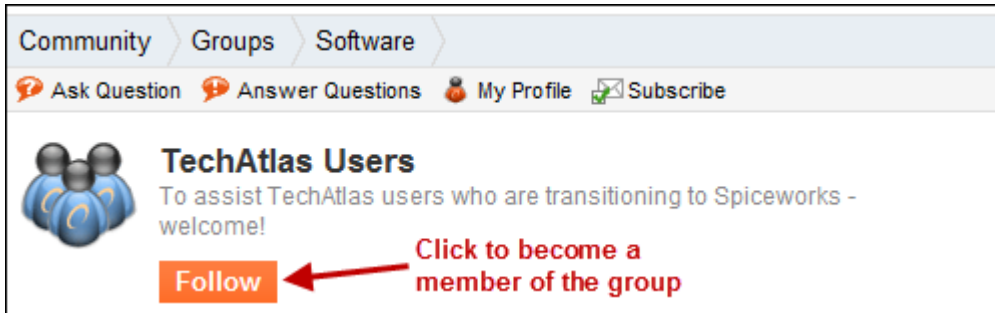


3. Create a new Spiceworks account by providing your email address. You can also login using your existing LinkedIn or Facebook account, if you prefer.

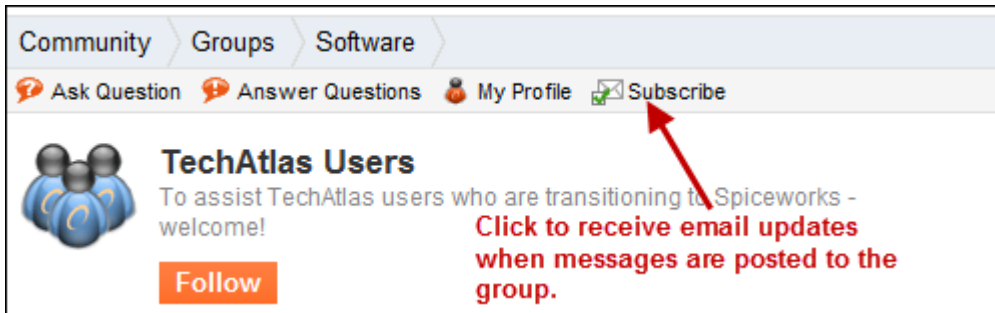
A screenshot of the Spiceworks registration form. The form is titled 'Join 2 Million IT Pros Like You... For Free!'. It contains several input fields: 'First Name', 'Last Name', and 'Email Address'. Below these fields is a checkbox labeled 'I agree to the Terms of Use.' and a 'Create Account' button. To the right of the form, there are two social login options: 'Log In With Facebook' and 'Log In With LinkedIn'. Below these options is a link for 'Already a member? Log in.'.

4. If you choose to register using an email account, you will receive an email verification that you will need to open to complete your registration.

- Once you are back on the TechAtlas User group page, you can click on the button to **Follow** button to become a member of the group.



- Click on **Subscribe** to receive an email update when new messages are posted to the group.



- The group will be monitored both by Spiceworks staff and community experts as well as staff at TechAtlas so we can work to resolve any issues or questions for users.

Thanks and we look forward to seeing you online!