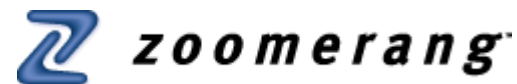


HCPL Technology Fair Participants Survey

Results Overview



Date: 8/15/2008 9:03 AM PST

Responses: Completes

Filter: No filter applied

Thank you for coming to the HCPL Technology Fair Today! Your feedback is important as we embark on this learning journey. As always, your feedback is confidential.

1. What is position with the Library?

Page		1	2%
Circulation Staff		14	21%
Reference Staff		29	44%
Support Staff		3	5%
Administrative Manager		3	5%
Circulation Manager		3	5%
Branch Manager		5	8%
Materials or Technical Services Staff		8	12%
Total		66	100%





2. How many hours do you work?

Part Time - Hourly		17	26%
Part Time Salaried		12	18%
Full Time Staff		32	48%
Substitute		5	8%
Total		66	100%




3. What **TWO** technologies that you learned at today's Technology Fair are you most likely to use?

(Please choose your top two technologies that you learned about at today's fair)

Audiobooks		13	20%
Digital Music		19	29%
My Library DV		2	3%
Streaming Media		8	12%
Digital Photo-Sharing		22	33%
Blogging		29	44%
Wikis		20	30%

Open Source Software		9	14%
Instant Messaging		3	5%
Social Networking		1	2%
Gaming		7	11%

4. What technologies would you like to learn more about?

Audiobooks		18	27%
Digital Music		17	26%
My Library DV		11	17%
Streaming Media		17	26%
Digital Photo-Sharing		24	36%
Blogging		13	20%
Wikis		13	20%
Open Source Software		17	26%
Instant Messaging		3	5%
Social Networking		9	14%
Gaming		3	5%
Other, please specify		3	5%

5. Attending today's Technology Fair made me more comfortable with this new technology revolution.

Top number is the count of respondents selecting the option. Bottom % is percent of the total respondents selecting the option.	Strongly agree	Agree	Disagree	Strongly Disagree
	11 17%	47 71%	7 11%	1 2%
Yes, I feel comfortable with this new technology.				

6. If you were not previously enrolled in the 23 Things project, did you do so after today's tech fair? If you have already enrolled in Learning 2.0 just answer no. (yes/no)





Yes		41	62%
No		25	38%
Total		66	100%

7. Rate the opening presentation of the Technology Fair on a scale of 1 to 4.

Top number is the count of respondents selecting the option.	Excellent	Good	Average	Poor

Bottom % is percent of the total respondents selecting the option.				
Introduction	31 47%	33 50%	2 3%	0 0%
Basic Instruction	27 41%	32 48%	7 11%	0 0%
Knowledgeable	39 59%	25 38%	2 3%	0 0%
Information Provided	28 42%	33 50%	5 8%	0 0%

8. Rate the Technology Stations of the Technology Fair on a scale of 1 to 4.

Excellent		21	32%
Good		36	55%
Average		8	12%
Poor		1	2%
Total		66	100%

[Products & Services](#) | [About Us](#) | [Support/Help](#) | [Zoomerang Forums](#)

© 2008 Copyright MarketTools Inc. All Rights Reserved. | [Privacy Policy](#) | [Terms Of Use](#)